



2006 Nikkei
Superior Products and Services
Awards
Nikkei Business Daily Awards
for **Excellence**

2008
The Ichimura Prize
for Industry
**Meritorious
Achievement
Prize**

JFE443CT

Ni, Mo-Free Stainless steel with high corrosion resistance
21Cr Stainless Steel

443

21 Cr STAINLESS STEEL

High corrosion resistant Ferritic Stainless steel, sparing rare alloy elements

- Achieves high corrosion resistance equal or superior to Type304 without the addition of Nickel & Molybdenum
- Accredited steel grades under Japanese Industrial Standards as SUS443J1 and ASTM international as UNS No.S44330 in 2010

1 Features of JFE443CT

1. Excellent corrosion resistance

- 1 With the increase of Cr content up to 21%, the corrosion resistance of JFE443CT is equal or superior to that of Type304.
- 2 In particular, JFE443CT has proved to be better than Type304 in long-term field exposure tests.

2. Price competitiveness and price stability

Since sources of Nickel (Ni) or Molybdenum (Mo) are very small, their prices are high and fluctuating. The price of JFE443CT is stable, even when the prices of Ni or Mo soar.

3. Good formability and weldability

- 1 Better formability and weldability
- 2 Less working load in pressing and shearing because of less work hardening than Type304.

4. Good physical properties

- 1 Smaller thermal expansion than Type304.
- 2 Possible magnetic separation and handling by magnet.

5. Wide variety of surface finishes

In addition to regular bright finishes such as 2B, BA, polished finishes such as HL & No.4, 2BW and tandem-mill finish (KB, KD) are available. 2BW has a white surface similar to the 2B finish of Type304.

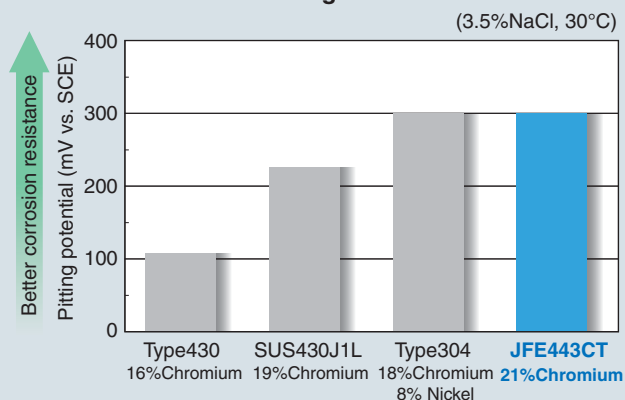
6. Accredited steel grade listed on JIS and ASTM

Both SUS443J1 of JISG4304/JISG4305 and UNS No.S44330 of ASTM A240/240M-10 which are equivalent to JFE443CT are available.

7. Wide range of size availability

Thickness under 4mm, width under 1524mm is available.

■ Corrosion resistance of JFE443CT and other stainless grades




■ The result of four-years field exposure test at a seashore on Okinawa

(Excerpt from p.5 6.3.2)



■ Comparison of limiting drawing ratio between JFE443CT and Type304

(Excerpt from p.7 6.4)



2 History of JFE443CT

Aug. 2005	Commercialized
Feb. 2007	Awarded Nikkei Superior Products and Services and Nikkei Business Daily Award for Excellence
Jul. 2007	Awarded Sankei Shinbun's 21st "Pioneer Technologies"
Apr. 2008	Awarded the Ichimura Prize for Industry Meritorious Achievement Prize
2009	Achieved accumulated product shipment of 100,000 tons
Aug. 2010	Accredited grade as SUS443J1 in JIS

3 Applications

JFE443CT is widely used in a variety of applications as the substitute for Type304.

Architecture/Building	■ Roofs, exterior/interior parts, elevators, escalators, ornament pipes, curtain rails, expansions for absorbing earthquake tremors
Industrial machinery	■ Ducts, manufacturing machines for semi-conductor & liquid crystal, cases for telecommunications equipment, meters, air conditioners, control panels, drum cans, thermostatic uses, etc.
Transportation	■ Refrigeration containers, automobile components, etc
Kitchenware/cookware	■ Cooking pans for induction heating (IH), kitchen sinks, ranges, B.B.Q. grills, bottles for seasonings
Household goods	■ Mailboxes, garbage containers, clothes poles and stands, shopping cart gates, etc
Electric appliances	■ Freezer cases, dishwashers, rice cookers, microwave ovens

■ Examples of application



● For further information, please contact our nearest office or send your inquiries directly to:

Stainless & Special Steel Sales Dept.
Hibiya Kokusai Bldg.
2-3, Uchisaiwai-cho 2-chome
Chiyoda-ku, Tokyo 100-0011, Japan

Phone : +81-3-3597-4033, 3402
FAX : +81-3-3597-4493

Product Service & Development Dept.
1, Kawasaki-cho, Chuo-ku, Chiba 260-0835, Japan

Phone : +81-43-262-2587, 2589
FAX : +81-43-262-2980

4 Chemical Composition

Nickel (Ni) and molybdenum (Mo)-free 21% chromium stainless steel with copper (Cu) and titanium (Ti) added to improve corrosion resistance.

Typical values. Mass%

Steel Grade		Cr (Chromium)	Ni (Nickel)	Cu (Copper)	Ti (Titanium)	Nb (Niobium)
JFE standard	JIS standard					
JFE443CT	SUS443J1	21.0	-	0.4	0.3	-
	SUS304 (Type304)	18.2	8.2	-	-	-
JFE430CuN	SUS430J1L	19.2	-	0.5	-	0.4
	SUS430 (Type430)	16.1	-	-	-	-

Chemical Composition of SUS443J1 and JFE443CT

Chemical composition of JFE443CT is equivalent to those of SUS443J1

	C (Carbon)	Si (Silicon)	Mn (Manganese)	P (Phosphorous)	S (Sulfur)	Cr (Chromium)	Cu (Copper)	N (Nitrogen)	Others
SUS443J1 (JIS standard)	0.025	1.00	1.00	0.040	0.030	20.00 ~ 23.00	0.30 ~ 0.80	0.025	Ti (Titanium), Nb (Niobium), Zr (Zirconium) or combination of these $8 \times (C\% + N\%) \sim 0.80$
JFE443CT (JFE standard)	0.025	1.00	1.00	0.040	0.030	20.00 ~ 23.00	0.30 ~ 0.80	0.025	Ti (Titanium) $8 \times (C\% + N\%) \sim 0.80$
typical values	0.01	0.1	0.2	0.03	0.002	21.0	0.4	0.01	Ti / 0.30

5 Surface finishing

White surface (2BW), bright finishes (2B,BA), polish finishes and tandem finishes (KB, KD) are available.

Feature of 2BW surface

- White surface similar to Type304*2B
- Anti-glare properties
- Resists showing scratches

Type304 *2B	JFE443CT *2BW	JFE443CT *2B
		

6 Properties

6.1 Mechanical properties

Compare with Type304, JFE443CT has a higher mean r-value, resulting in superior drawing formability and lesser work hardening.

Typical values. Specimen thickness : 0.8mm

Steel Grade		0.2% proof stress (N/mm ²)	Tensile stress (N/mm ²)	Elongation (%)	Hardness (Hv)	Mean r-value	Bendability (Bending angle 180°)
JFE standard	JIS standard						
JFE443CT	SUS443J1	305	483	31	153	1.3	Excellent (r = 0t)
	SUS304 (Type304)	260	645	60	176	1.0	Excellent (r = 0t)
JFE430CuN	SUS430J1L	356	496	29	158	1.3	Excellent (r = 0t)
	SUS430 (Type430)	320	490	29	164	1.0	Excellent (r = 1t)

r = 0t bending

■ Mechanical properties of JFE443CT and SUS443J1

Mechanical properties of JFE443CT are equivalent to those of SUS443J1

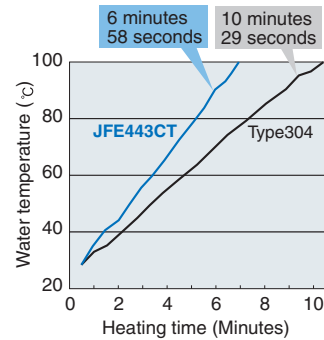
	Proof stress (N/mm ²)	Tensile stress (N/mm ²)	Elongation (%)	Hardness (Hv)	Bendability
SUS443J1 (JIS standard)	205	390	22	200	r=1t, Bending angle 180°
JFE443CT (JFE standard)	205	390	22	200	r=1t, Bending angle 180°

6.2 Physical properties

Compared with Type304, JFE443CT exhibits the following features:

- About 40% higher thermal conductivity
- About 40% lower thermal expansion.
Good thermal conductivity and lower thermal expansion results in less transformation during welding.
- Lower density; weight saving of about 2.5%
- Magnetic separation and handling by magnet is applicable. Especially, suitable for cooking pans for induction heating (IH).

■ Example of heating time for two liters of water from room temperature.



With IH heating, the pan of JFE 443CT takes less heating time than that of Type304.









Typical values

Steel Grade		Density (g/cm ³)	Electric resistivity (10 ⁻⁶ Ω·cm)	Magnetism	Specific heat 25°C (J/kg·°C)	Thermal conductivity 100°C (W/m·°C)	Thermal expansion coefficient 20 ~ 100°C (10 ⁻⁶ /°C)	Young's modulus (GPa)
JFE standard	JIS standard							
JFE443CT	SUS443J1	7.74	58	Magnetic	440	22.5	10.5	204
	SUS304 (Type304)	7.93	70	Non-magnetic	500	16.2	17.3	193
JFE430CuN	SUS430J1L	7.73	61	Magnetic	460	24.0	10.5	203
	SUS430 (Type430)	7.70	60	Magnetic	460	26.1	10.4	200

6.3 Corrosion resistance

JFE443CT exhibits excellent corrosion resistance equivalent to or better than Type304

6.3.1 Salt spray tests

















	Type430	JFE430CuN (SUS430J1L)	Type304	JFE443CT (SUS443J1)
Cyclic corrosion test (CCT JASO M609 91) After 30 cycles #600 finish				
Neutral salt spray test (NSS JIS Z2371) 5%NaCl, 35°C After 3000hrs				

[Cyclic corrosion test condition (JASO M609 91, JIS H8502)]

1 cycle: Salt spray (5%NaCl, 35°C, 2hrs) → Dry (60°C, relative humidity 20~30%, 4hrs) → Wet (50°C, relative humidity 95%, 2hrs)

6.3.2 Field exposure test

JFE443CT exhibits excellent corrosion resistance superior to Type304 after a four-year field exposure test at a seashore on Okinawa

	Type430	JFE430CuN (SUS430J1L)	Type304	JFE443CT (SUS443J1)
After 6 months				
After 14 months				
After 24 months				
After 48 months				

[Test condition] Sample size: 75mm x 150mm, surface:#800polished, Distance from beach:20m, Deposited sea salt:0.8 mg.dm.⁻² day⁻¹

6.3.3. Corrosion resistance to various chemicals, organic solvents, and foods

Equal to Type304, JFE443CT exhibits good corrosion resistance to the following various solutions.

Note) when in actual use, it might be happen that corrosion will be accelerated due to the shapes of stainless steel or contamination by other solutions.

■ Results of corrosion resistance to various chemicals at 50°C

Solution	Concentration (%)	Type 430	Type 304	JFE 443CT
Hydrochloric acid	0.1	x		
	1.0	x	x	x
Sulfuric acid	10	x	x	
Sulfurous acid	10	x		
	50	x		
Nitric acid	10			
	60			
Phosphoric acid	10			
	80			
Formic acid	10	x		
	50	x		
Acetic acid	10			
	50			
Oxalic acid	10	x		
	50	x		
Citric acid	10			
	50			
Lactic acid	10			
	50			
Butyric acid	10			
	50			
Ammonium chloride	10			
	50			
Ammonium sulfate	10			
	50			
Sodium hydroxide	10			
	50			

■ Results of corrosion resistance to various organic solvents and foods

Solution	Concentration (%)	Type 430	Type 304	JFE 443CT
Methyl alcohol	100			
Ethyl alcohol	100			
Diethyl ether	100			
Acetone	100			
Toluene	100			
Methyl acetate	100			
Methyl ethyl ketone	100			
Soy sauce	100			
Vinegar	100			
Worcester sauce	100			
Ketchup	100			
Milk	100			
Japanese sake	100			
Red wine	100			
White wine	100			
Orange juice	100			
Ammonia	28			
Hypochlorous acid	0.1			
	12			
Toilet cleaner (9.5% hydrochloric acid)	100	x		

○ : GOOD - Corrosion rate under 0.005g/m²·hr
 △ : INSUFFICIENT - Corrosion rate under 0.005 ~ 0.008g/m²·hr
 × : POOR - Corrosion rate over 0.088g/m²·hr (0.1mm per annum)

[Test condition]

Method : Dipping half of specimen into solution



Time : 48hrs for Hydrochloric acid, Sulfuric acid, and Nitric acid

Six-months for foods listed from soy source to orange juice

96hrs for others

6.3.4 Stress corrosion cracking (42% MgCl₂ U-Bending: JIS G 0576)

Type304 is susceptible to stress corrosion cracking (SCC); JFE443CT is not.

	Type304	JFE443CT
Test Result	Crack appeared within 4hrs	No crack appeared after 250 hrs
Appearance after test		

42%MgCl₂, boiled at 143

5mm

6.4 Formability

JFE443CT has good formability.

Compared with Type304, JFE443CT has the following properties.

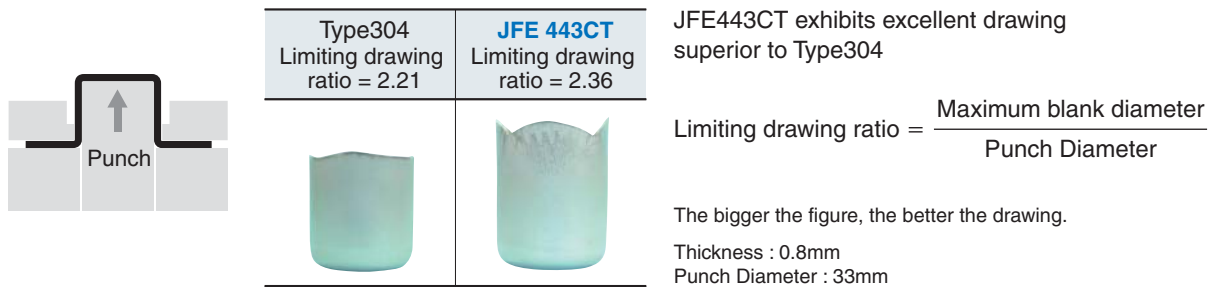
1. Better drawing, with less punch stretch forming
2. No season cracking after severe forming
3. Excellent bore expanding ratio
4. Less work hardening, which results in less load during press forming or shearing.
5. Burrs are apt to be large during slitting, shearing, or punching
6. Less spring back with general bending, but a large spring back is likely in the case of a large-radius shape
7. Low elongation may cause whitening of bent parts (not cracks but tiny wrinkles or rough skin)

Hints for forming when shifting material from Type304


1. Not punch stretch forming but drawing or bore expanding is effective for press forming
2. Narrowing clearance during shearing or punching
3. Adjusting angle prospect before bending
4. Optimizing forming conditions from initial design enables high formability

By taking above-mentioned measures, it is possible to shift materials from Type 304 to JFE443CT in most cases.

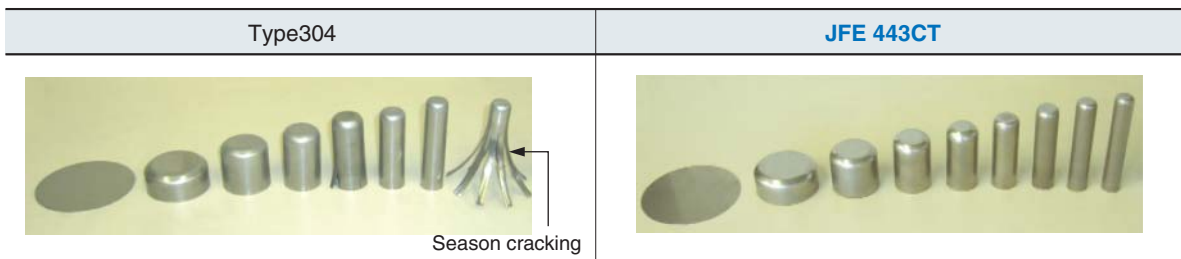
■ Limiting drawing ratio



■ Burring ratio



■ Multi-pass drawing (Diameter of blank: 84mm, Thickness 0.8mm)



6.5. Weldability








6.5.1 TIG Weld

TIG-welded area of JFE443CT exhibits good corrosion resistance and mechanical properties.

Notes for better welding

- Y316L grade is recommended as filler metals (wire or rod). Y308 may decrease corrosion resistance.
- Welding to Type304, Type430 or other ferrite stainless grades
 - When welding JFE443CT to Type304, the corrosion resistance may decrease without filler metals. Please overlay with plenty of ultra-low carbon austenitic filler wire or rod such as Y316L.
 - The combination of JFE443CT and JFE443CT exhibits excellent corrosion even without filler metals. Welded areas of JFE443CT with low carbon austenitic grades such as Type304L or Type316L also exhibit good corrosion resistances.
 - Please avoid welding JFE443CT with Type430 since either the combination of Type430 and Type430 or that of Type430 and Type304 decreases corrosion resistances.
 - Welding to SUS430LX, SUS430J1L, or other special ferrite stainless grades in which a very small amount of titanium or niobium is added gives good corrosion resistance.
- The corrosion resistance of welded metal decreases when carbon or nitrogen penetrates it. Therefore, it is important to prepare and perform welding appropriately as in the case of Type304.
 - Before welding, clean the material surfaces to remove oils, fats, etc.
 - Provide a sufficient argon gas shield. Ar gas shield for the bottom side is effective to secure the corrosion resistance of the topside.
 - Remove the temper color after welding by pickling or grinding.

■ Results of corrosion resistance for TIG welded area

Combination of materials	Type430/Type430	Type304/Type304	JFE443CT/JFE443CT			JFE443CT/Type304	
Methods for welding	Butt Welding					overlap fillet welding	
welding rod	None	None	None	Y308	Y316L	None	Y316L
Thickness	0.8mm	0.8mm	0.8mm	1.5mm	1.5mm	1.5mm	1.5mm
appearances after corrosion test							

Test condition : Shielding gas : argon (Top : 10L/min, back :none),
Cyclic corrosion test (JASO-CCT 30 cycles)

chemical composition of welding wire (%)

	C (Carbon)	Cr (Chromium)	Ni (Nickel)	Mo (Molybdenum)
Y308	0.05	20	9.6	-
Y316L	0.01	19	12	2.2

■ Results of tensile strength test for TIG welded area

Steel grade	welding rod	Test results		
		0.2% proof test (N/mm ²)	Tensile stress (N/mm ²)	elongation (%)
JFE443CT/JFE443CT	None	328	441	20
	Y316L	323	449	30
JFE443CT/Type304	Y316L	330	484	22
Type304/Type304	None	313	648	35
	Y308	329	677	36

Thickness : 1.5mm, Butt Welding

6.5.2. Other welding methods

1. MIG, MAG welding:

By using Y308L as filler materials, it is possible to achieve good corrosion resistance and mechanical properties in the case of welding JFE443CT to JFE443CT or JFE443CT to Type304.

2. Spot welding:

It is possible to achieve good corrosion resistance and mechanical properties in the case of welding JFE443CT to JFE443CT or JFE443CT to Type304.

1. PRODUCTS AND COMPANY IDENTIFICATION

Product information

Product name : Stainless steel sheets and Coils

Company information

Company name : JFE Steel Corporation

Address : 2-2-3 Uchisaiwai-cho, Chiyoda-ku, Tokyo, Japan

Contact information

Department in charge : Stainless Steel Sec., Products Design & Quality Control Dept. ,
East Japan Works (Chiba), JFE Steel Corporation

Address : 1 Kawasaki-cho, Chuo-ku, Chiba-shi, Chiba Prefecture, Japan

Telephone number : +81-43-262-2291 / 2587

Fax number : +81-43-262-2980

2. HAZARDS IDENTIFICATION

No serviceable information about hazardous properties on the product. However, the following cases need special care.

For further details, please refer to section 7 "HANDLING AND STORAGE".

- (1) With operations such as welding, sawing, brazing, grinding and machining that might cause fumes or dust, it is necessary to wear protective goods or use an exhaust fan.
- (2) With operations handling acids or chemical goods, it is necessary to wear protective goods or use an exhaust fan.
- (3) It is necessary to wear protective gloves in order to avoid injury by burrs at cut sections.

3. COMPOSITION/INFORMATION ON INGREDIENTS

- (1) Classification as simple chemical substance or preparation: Preparation (alloy steel)
- (2) Chemical nature of chemical substance, etc. (product): Chemically stable solid substance
- (3) Constituents and concentration

Chemical or Generic name	Chemical formula	Concentration range (wt %) ^{1) 2)}	CAS No.
Iron	Fe	Balance	7439-89-6
Chrome	Cr	10 ~ 40	7440-47-3
Nickel	Ni	0 ~ 30	7440-02-0
Manganese	Mn	0 ~ 10	7439-96-5
Molybdenum	Mo	0 ~ 10	7439-98-7
Copper	Cu	0 ~ 10	7440-50-8

Notes:

- 1) Composition values will vary within the concentration ranges mentioned above depending on the steel types/standards.
- 2) Depending on the application, products may include traceable elements other than the ingredients mentioned above.

4. FIRST-AID MEASURES

Consulting a doctor is recommended, if necessary, after taking first-aid measures.

Examples of first-aid measures

- (1) It is necessary to consult a doctor speedily when fumes or particulate dusts are inhaled and cause disorder to the respiratory system.
- (2) It is necessary to consult a doctor speedily when fumes or particulate dusts enter the eyes, after flushing eyes with plenty of water.
- (3) If necessary, it is recommended to consult a doctor when injured by burrs at cut sections, after sterilizing wounds properly.

5. FIRE-FIGHTING MEASURES

The product is a non-combustible and non-explosive under normal conditions of use.

But the powder form of the product may be flammable or explosive depending on circumstances.

6. ACCIDENTAL RELEASE MEASURES

Since the product is solid under normal circumstances, no leakage occurs.

7. HANDLING AND STORAGE

1) Precautions for handling

- (1) If metals or metal compounds (dust, fume, etc.) are generated as a result of processing, heating, melting, or grinding this product, etc., the face, clothing, etc. shall be protected appropriately and ventilation shall be properly done in order not to exceed the exposure limits for the constituent elements. The hazardous properties of collected substances containing dust, fumes, etc., corresponding to the state thereof (oxides of constituent elements transformed to powder, etc.), shall be confirmed. For exposure limit values, the permissible exposure limit of "Japanese Society of Occupational Health", of "ACGIH: American Conference of Industrial Hygienists" or "OSHA PEL: Occupational Safety and Health Administration" shall be used for reference purposes. The following are values of OSHA PEL.
Hexavalent chromium; 1mg/m³, nickel; 1mg/m³, manganese; 5mg/m³, molybdenum; 15mg/m³, copper fume; 0.1mg/m³, copper dust; 1 mg/m³)

- (2) If metals are dissolved through pickling, descaling, etc., necessary measures shall be taken to prevent touching or inhaling of dissolved substances.
- (3) It is necessary to wear protective gloves when handling the products in order not to hurt hands due to sharp cut sections.

2) Precautions for storage

- (1) Keep the product away from water leakage, or acid /alkali liquid or materials that contain them and environments of high temperature and humidity

8. EXPOSURE CONTROLS/PERSONAL PROTECTION

Under normal circumstances, there is no need for exposure control or personal protection. Because the product is a solid with a fixed shape, there are no applicable items. However, in case of welding or grinding, etc., refer to clause 7 "HANDLING AND STORAGE" for further details.

9. PHYSICAL AND CHEMICAL PROPERTIES

- (1) Physical properties

Shape : Solid in sheet form or band form

Color : Silver-white

Odor : Odorless

Melting point : 1400°C or higher

Density : 7~9 g/cm³

- (2) Chemical properties

•Not soluble in water.

•Dissolves to some extent in strong acids (hydrochloric acid, sulfuric acid, etc.) and high temperature alkalis.

Oxidizing acids form a passive film.

•The dust generated by processing may be flammable or explosive.

10. CHEMICAL STABILITY AND REACTIVITY INFORMATION

Stability: Under normal circumstances, the product is chemically stable.

Hazardous decomposition products: Metal compounds and/or fumes are formed during heating, dissolving, melting, grinding, etc.

11. TOXICOLOGICAL INFORMATION

Under normal circumstances, the strip shaped product is stable. For the fumes generated during processing, refer to section 7 "HANDLING AND STORAGE" for further details. Certain types of steel grades may cause abnormalities on human skin when an allergic person contacts the products for long time.

12. ECOLOGICAL INFORMATION

Under normal circumstances, the product is not easy to be dissolved compared with carbon steel.

13. DISPOSAL CONSIDERATIONS

Can be recycled as stainless steel scrap.

14. TRANSPORT INFORMATION

No applicable information to this item.

15. REGULATORY INFORMATION

No applicable information to this item.

16. OTHER INFORMATION

Reference materials.

(1) Hazardous Substance Data Book (Tokyo Fire Department, Research Committee)

(2) Metallic Alloys and Harmonization of Classification Criteria (OECD)

(3) Safety Data Sheet for Chemical Products (ISO 11014-1)

(4) Recommended values of the Japan Industrial Hygiene Society, OSHA PEL, ACGIHTLV, etc.

(5) Industrial Safety and Health Law

(6) PRTR (Pollutant Release and Transfer Registers)

The purpose of this material safety data sheet is to provide business owners that use the products with reference information to ensure chemically safe handling. This sheet is prepared based on materials and information that is available to us at the present time. Therefore, there might be hazard or harmfulness beyond our knowledge and so this sheet is not a guarantee of safety. It is appreciated that businesses owners who handle these products are requested to understand the necessities of taking appropriate safety measures in accordance with the applications and methods of usage and to use the contents as written herein.

JFE Steel Corporation<http://www.jfe-steel.co.jp/en/>

TOKYO HEAD OFFICE	Hibiya Kokusai Building, 2-3 Uchisaiwaicho 2-chome, Chiyodaku, Tokyo 100-0011, Japan Phone : (81)3-3597-3111 Fax : (81)3-3597-4860
NEW YORK OFFICE	JFE Steel America, Inc., New York Office 600 Third Avenue, 12th Floor, New York, NY 10016, U.S.A. Phone : (1)212-310-9320 Fax : (1)212-308-9292
HOUSTON OFFICE	JFE Steel America, Inc., Houston Office 10777 Westheimer, Suite 1010 Houston, TX 77042, U.S.A. Phone : (1)713-532-0052 Fax : (1)713-532-0062
BRISBANE OFFICE	JFE Steel Australia Resources Pty Ltd. Level 19, CPA Centre, 307 Queen St, Brisbane, QLD 4001, Australia Phone : (61)7-3229-3855 Fax : (61)7-3229-4377
RIO DE JANEIRO OFFICE	JFE Steel do Brasil LTDA, Rio de Janeiro Office Praia de Botafogo, 228 Setor B, Salas 508 & 509, Botafogo, CEP 22359-900, Rio de Janeiro-RJ, Brazil Phone : (55)21-2553-1132 Fax : (55)21-2553-3430
LONDON OFFICE	JFE Steel Europe Limited 15th Floor, The Broadgate Tower, 20 Primrose Street, London EC2A 2EW, U.K. Phone : (44)20-7426-0166 Fax : (44)20-7247-0168
DUBAI OFFICE	JFE Steel Corporation, Dubai Office P.O.Box 261791 LOB19-1208, Jebel Ali Free Zone Dubai, U.A.E. Phone : (971)4-884-1833 Fax : (971)4-884-1472
NEW DELHI OFFICE	JFE Steel India Private Limited 1101, 11th Floor, Unitech's Signature Tower, Tower-A, South City-I, NH-8, Gurgaon, Haryana, 122002, India Phone : (91)124-426-4981 Fax : (91)124-426-4982
MUMBAI OFFICE	JFE Steel India Private Limited Mumbai Office 308, A Wing, 215 Atrium, Andheri - Kurla Road, Andheri (East), Mumbai - 400093, Maharashtra, India Phone : (91)22-3076-2760 Fax : (91)22-3076-2764
SINGAPORE OFFICE	JFE Steel Asia Pte. Ltd. 16 Raffles Quay, No. 15-03, Hong Leong Building, 048581, Singapore Phone : (65)6220-1174 Fax : (65)6224-8357
BANGKOK OFFICE	JFE Steel Corporation, Bangkok Office 22nd Floor, Abdulrahim Place 990, Rama IV Road, Bangkok 10500, Thailand Phone : (66)2-636-1886 Fax : (66)2-636-1891
VIETNAM OFFICE	JFE Steel Corporation, Vietnam Office Unit 1401, 14th Floor, Kumho Asiana Plaza , 39 Le Duan Street, Dist 1, HCMC, Vietnam Phone : (84)8-3825-8576 Fax : (84)8-3825-8562
JAKARTA OFFICE	JFE Steel Corporation, Jakarta Office 16th Floor Summitmas II, JL Jendral Sudirman Kav. 61-62, Jakarta 12190, Indonesia Phone : (62)21-522-6405 Fax : (62)21-522-6408
MANILA OFFICE	JFE Steel Corporation, Manila Office 23rd Floor 6788 Ayala Avenue, Oledan Square, Makati City, Metro Manila, Philippines Phone : (63)2-886-7432 Fax : (63)2-886-7315
SEOUL OFFICE	JFE Steel Korea Corporation 6th Floor. Geumgang-Tower. 889-13, Daechi-dong, Gangnam-gu, Seoul, 135-570, Korea Phone : (82)2-3468-4130 Fax : (82)2-3468-4137
BEIJING OFFICE	JFE Steel Corporation Beijing 1720 Beijing Fortune Building No.5, Dongsanhuan North Road, Chaoyang District, Beijing, 100004, P.R.China Phone : (86)10-6590-9051 Fax : (86)10-6590-9056
SHANGHAI OFFICE	JFE Consulting (Shanghai) Co., Ltd. Room 801, Building A, Far East International Plaza, 319 Xianxia Road, Shanghai 200051, P.R.China Phone : (86)21-6235-1345 Fax : (86)21-6235-1346
GUANGZHOU OFFICE	JFE Consulting (Guangzhou) Co., Ltd. Room 3901, Citic Plaza, 233 Tian He North Road, Guangzhou 510613, P.R.China Phone : (86)20-3891-2467 Fax : (86)20-3891-2469

Notice

While every effort has been made to ensure the accuracy of the information contained within this publication, the use of the information is at the reader's risk and no warranty is implied or expressed by JFE Steel Corporation with respect to the use of information contained herein. The information in this publication is subject to change or modification without notice. Please contact the JFE Steel office for the latest information.